



# WE CAN!

Yoko Matsuka and Glenn McDougall



وزارة التعليم  
Ministry of Education  
2025 - 1447

We Can! Student’s Book 1

We Can! Copyright © 2009 by McGraw-Hill Education  
Adaptation Copyright © 2025 by McGraw-Hill Education (UK) Limited  
Published by arrangement with McGraw Hill LLC  
ALL RIGHTS RESERVED. NO PART OF THIS BOOK MAY BE REPRODUCED OR TRANSMITTED IN ANY  
FORM OR BY ANY MEANS, ELECTRONIC OR MECHANICAL, INCLUDING PHOTOCOPYING,  
RECORDING OR BY INFORMATION STORAGE AND RETRIEVAL SYSTEMS, WITHOUT PERMISSION IN  
WRITING FROM MCGRAW HILL.

ISBN-13: 9781398962385  
ISBN-10: 1398962384

Series consultant: Mayumi Tabuchi

Project manager: Judy MacDonald, Development editor: Steve Longworth, Editor: Anne Tseng,  
Production manager: Alfonso Reyes, Designer: Kate Vandestadt, Vandestadt Design,  
Design supervision: Peter Shaw

© 2025. Exclusive rights by McGraw-Hill Education (UK) Limited for manufacture and export. This book cannot be  
re-exported from the country to which it is sold by McGraw-Hill Education (UK) Limited.

Photo Credits

SB: iii (t)©Tatweer Co. for Educational Services; 18 (tr)©Osama AlManasir/Shutterstock; 19 (tr)©Elena Kharich-  
kina/Shutterstock, (cr)©YAY Media AS/Alamy Stock Photo, (br)©Eclipse Studios; 26 (tl)©Alex Staroseltsev/Shut-  
terstock, (tc)©Daria Rybakova/Shutterstock, (tr)©isselee/123RF, (bl)©G.K. & Vikki Hart/PhotoDisc/Getty Images,  
(br)©samritk/123RF; 30 (c)©shakeelsafeek/123RF; 34 (tl)©Nosyrevy/Shutterstock, (tc)©Svetlana Foote/Alamy, (tr)©Food  
Travel Stockforlife/Shutterstock, (bl)©Eye Candy Images/Alamy Stock Photo, (br)©Dejan Milinkovic/Shutterstock; 37  
(cl)©ZanyZeus/Shutterstock, (c)©Tim UR/Shutterstock, (cr)©Maksym Narodenko/Atoss/123RF, (bl)©Funny Solution  
Studio/Shutterstock, (bc)©MikeBraun/Shutterstock, (br)©photo one/Shutterstock; 39 (l-r, t-b)©polya\_olya/Shutterstock,  
(2)©Chris Bourlonton/Shutterstock, (3)©Ahmad Ihsan/Shutterstock, (4)©Stoktur/Shutterstock, (5)©Tetyana Kaganska/  
Shutterstock, (6)©Zurijeta/Shutterstock, (7)©arapix/Shutterstock, (8)©MidoSemsem/Shutterstock; 40 (tr)©Cincinart/  
Shutterstock; 52 (c)©Veranika \_Alferava/Shutterstock;

WB: 89 (c)©shakeelsafeek/123RF.





# Contents



## Student's Book

**Introduction** 2

**Unit 1 My Friends** 4

**Unit 2 My Body** 12

**Unit 3 My Family** 20

**Unit 4 How Old Are You?** 28

**Unit 5 What's This? What's That?** 36

**Phonics Practice** 44

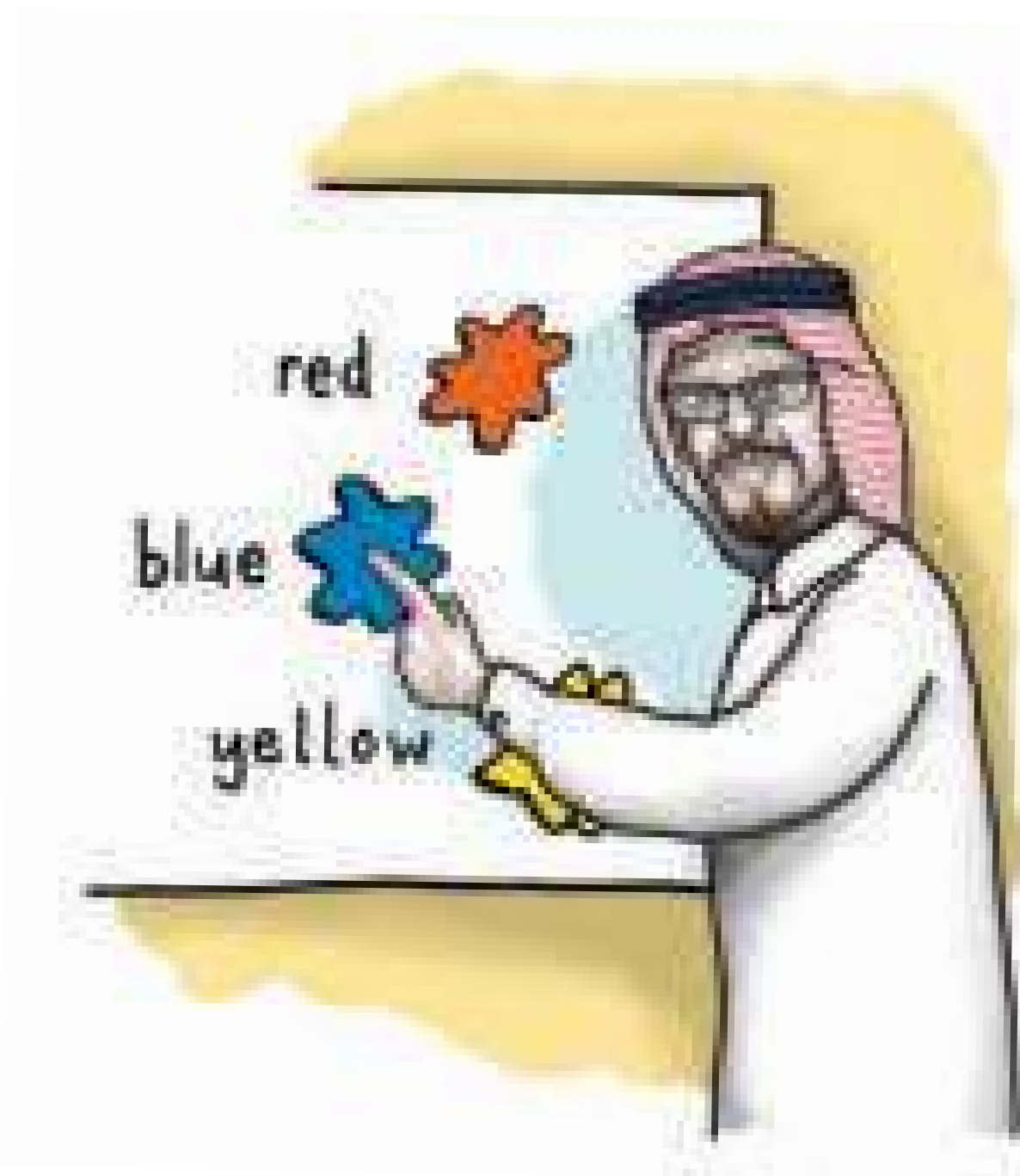
**Word List** 51

**Picture Dictionary** 52

**Audio Track Lists** 56

**Objectives** 58

**Workbook** 59




# Syllabus

Unit and Topic	Talk Time	Rhythms and Sounds
Introduction	Welcome. Put your bags away. Take out your pencils. Take out your books. Please take a seat. Please open the window. Okay. Thank you. You're welcome.	
1 My Friends	Hello. Hi. What's your name? My name's Labeeb.	Chant: <i>Hello</i> Hello. How are you? I'm fine, thank you. And you? Chant: <i>Good-bye</i> Good-bye. See you again.
2 My Body	Close your eyes. Open your eyes. Raise your hands. Clap your hands. Okay.	Chant: <i>Head, Shoulders, Knees, and Toes</i> Eyes, ears, mouth, nose
3 My Family	This is my brother, Jack. Nice to meet you. Nice to meet you, too. This is my sister/friend ...	Chant: <i>Five Little Monkeys</i> Mom, Dad, Grandma, Grandpa







Words	Phonics	Phonics Practice
What’s this color? Red, orange, yellow, green, blue, purple, pink, white, black, brown	Alphabet A to Z: Big letters	Alphabet Jingle Aa to Zz
Please ... Stand up. Come to the front. Make a line. Make a circle. Go back to your seat. Sit down.	Alphabet a to z: Small letters. Short, tall, and tail letters	Letters: Tracing and Writing 1, 2
Grandpa, Grandma, Dad, Mom, brother, sister	Sounds: A, B, C, D, E apple, bear, cow, duck, egg Write: A to E	Letters: Tracing and Writing 3, 4, 5



# Syllabus

Unit and Topic	Talk Time	Rhythms and Sounds
4 How Old Are You?	How old are you? I'm (nine) years old.	Chant: <i>Ten Little Camels</i> Numbers 1–10
5 What's this? What's that?	What's this? It's a (pencil). What's that? It's a (notebook) This is an apple. That's a book.	Chant: <i>How old are they?</i> I am/ You are/ He/She is/ We are/ They are (ten).



Words	Phonics	Phonics Practice
What's this shape? square, triangle, rectangle, circle, diamond, star	Sounds: F, G, H, I, J fish, goat, hat, ink, jet Write: F to J	
What color is it? Is it purple? What color are they? Are they green? Revision (colors): red, green, purple, pink, blue, black, white, yellow, white, yellow	Sounds: Revision A-J apple, bear, cow, duck, egg, fish, goat, hat, ink, jet	







# Introduction



1 Listen and point.

2. Put your bags away.



3. Take out your pencils.




4. Take out your books.




1. Welcome!

5. Please take a seat.







6. Please open the window.

7. Okay.

8.

Thank you.

9. You're welcome.






# Unit 1 My Friends


## Talk Time

### 1 Listen and do.



### 2 Practice the talks in pairs.

### 3 Practice with actions.





# Fun Time!

**Grammar Toolbox**  
My name's = My name is

## 4 Greeting Game

Quickly greet five people.



Hello.  
What's your name?



## I Can ...

- say “Hello”, “What’s your name?”, and “My name’s ...”.
- say “Hello” when I come to class.







# Rhythms and Sounds

1 Listen and chant.



## Hello Chant

Hello, hello, hello.  
How are **you**?



I'm **fine**. I'm **fine**.  
I'm **fine**, thank you. And **you**?

2 Listen and pronounce.



1.

I'm

2.

fine

3.

thank you

3 Listen and chant.



## Good-bye Chant

Good-**bye**, good-**bye**.  
Oh, **see** you **again**.



Good-**bye**, good-**bye**.  
Good-**bye** to **you**.





# Fun Time!

## Grammar Toolbox

I'm = I am

### 4 Greeting Relay

Pass the greeting down the line.



### I Can ...

- chant the *Hello Chant* or the *Good-bye Chant*.
- ask “How are you?” when I come to class.








# Words

## 1 Chant and point.



What's this color?



## 2 Listen and chant.



# Rainbow Chant



Red and yellow and pink and blue,

Purple and orange and green.

I can see a rainbow,

See a rainbow,

See a rainbow now.





# Fun Time!



## Grammar Toolbox



what's = what is

3

### Color Race



CD1 11

Listen and touch as fast as you can!

Touch something ... yellow.



### I Can ...

- say the names of five colors.
- find three colors in the classroom.







# Phonics

1 Chant and point.



## Alphabet Chant

A B C D E F G

H I J K L M N

O P Q

R S T



U V W X Y Z



2 Color the letters.



# Fun Time!

## 3 Make a name card.



Write your name, draw some pictures, and show your card.



## I Can

- chant the *Alphabet Chant*.
- make my name card.



GOAL 07



GOAL 08

## Advice Time

Help your friends.




Now go to pages 44-45



# Unit 2 My Body

## Talk Time

### 1 Listen, shout, and do.



### 2 Practice and do in pairs.






# Fun Time!

## 3 Do It Quickly!



Listen and try to keep up.



### I Can ...

- listen to the teacher and do the body actions.
- say “Close your eyes.” or “Open your eyes.” to a partner.





# Rhythms and Sounds

رابط الدرس الرقمي



www.ien.edu.sa

## 1 Chant and point.



**Head, Shoulders, Knees, and Toes**

**Head, shoulders, knees, and toes.**

**Knees and toes.**

**Head, shoulders, knees, and toes.**


**Knees and toes.**

**Eyes and ears and mouth and nose.**


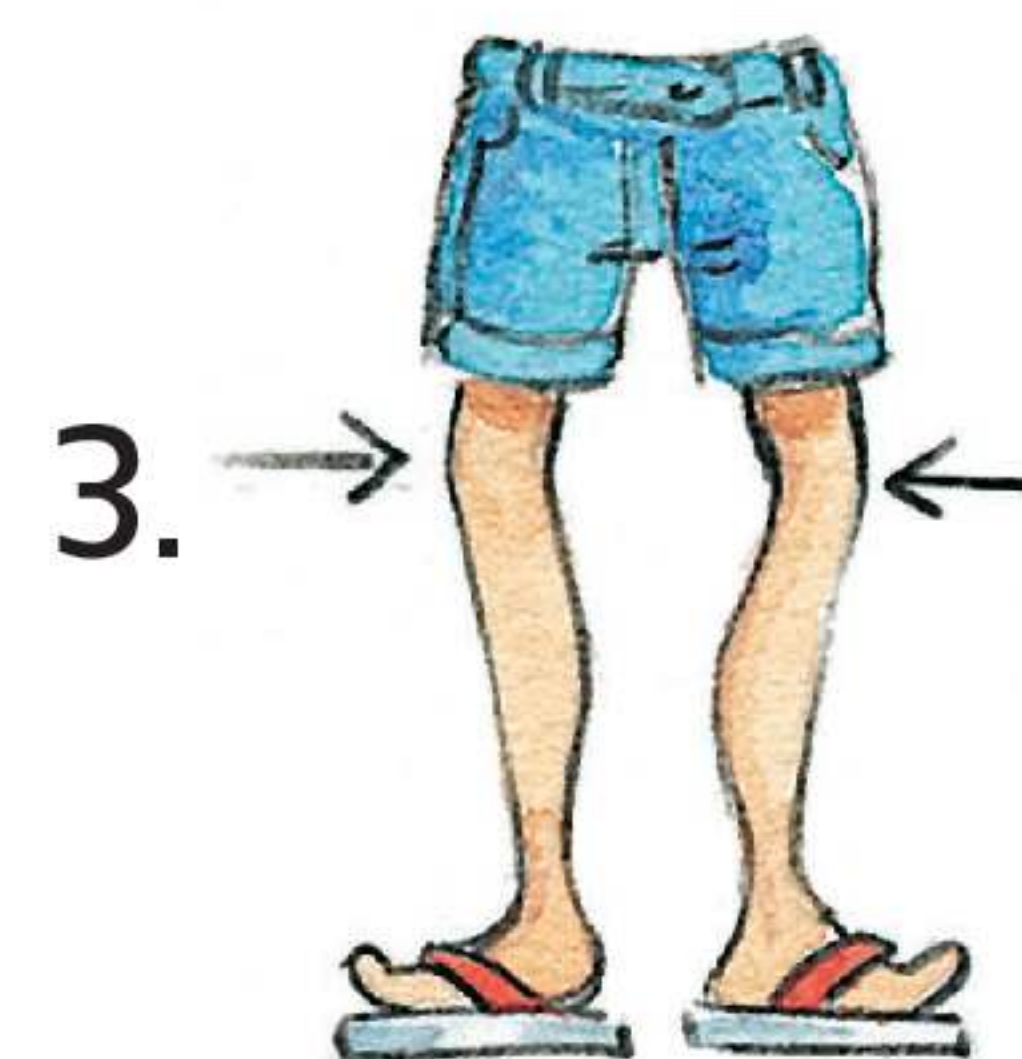
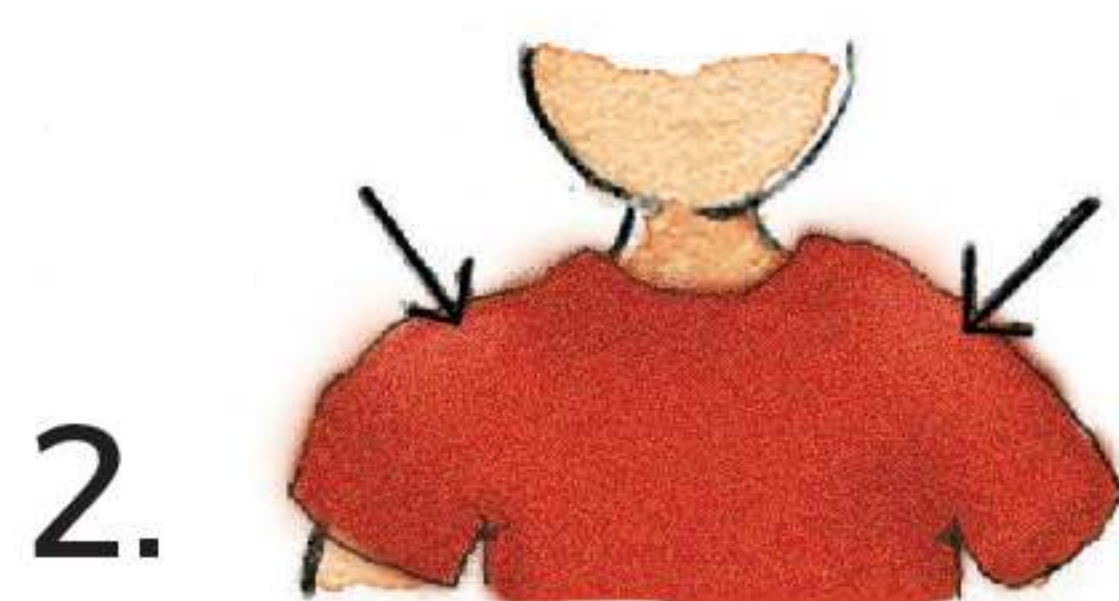
**Knees and toes.**

**Head, shoulders, knees, and toes.**

**Knees and toes.**



## 2 Listen, point, and pronounce.





# Fun Time!

## 3 The Teacher Says

Touch what your teacher says.



The teacher says, "Touch your nose!"



### Grammar Toolbox

One  
head  
mouth  
nose

More than One  
shoulders  
eyes  
ears

### I Can ...

- chant the *Head, Shoulders, Knees, and Toes* chant.
- tell a friend to touch two body parts.



### Advice Time

Wash your hands.








# Words

## 1 Listen and point.



1.

Please stand up.



2.



Please come to the front.



3.

Please make a line.



4.



Please make a circle.

5.

Please go back to your seat.



6.



Please sit down.

## 2 Listen again, say, and do.





# Fun Time!

## 3 Be the Teacher

Give instructions to your partner.



تَحْضِيرِي



## I Can ...

- do three classroom actions.
- give two classroom instructions to a friend.



GOAL 13



GOAL 14

Now go to page 46





# Phonics

رابط الدرس الرقمي



www.ien.edu.sa

1 Chant and point at the big letters.



## Alphabet Chant

Aa Bb Cc

Dd Ee Ff

Gg Hh Ii Jj Kk

Ll Mm Nn Oo Pp

Qq Rr Ss Tt Uu

Vv Ww Xx Yy Zz



2 Chant again and point at the small letters.



# Fun Time!

## 3 Short, Tall, and Tail Letters



Listen and do.

Short letters

a c e i m n o

r s u v w x z

Tall letters

b d f h k l t

Tail letters

g j p q y



I Can ...

- point to and say all the small letters from a to z.
- point to and say the alphabet from z to a.



Now go to page 47





# Unit 3 My Family

## Talk Time



### 1 Listen and say.



This is my brother, Jack.

Nice to meet you.

Nice to meet you, too.

### 2 Practice the talk in threes.

### 3 Act out the talk in threes.

This is my sister,

Nice to meet you.

Nice to meet you, too.




# Fun Time!

## 4 Let's Shake Hands



Make threes. Introduce each other.



### I Can ...

- act out one of the talks about introducing my brother or sister.
- introduce one friend to another friend.



Now go to page 48

21

Unit 3





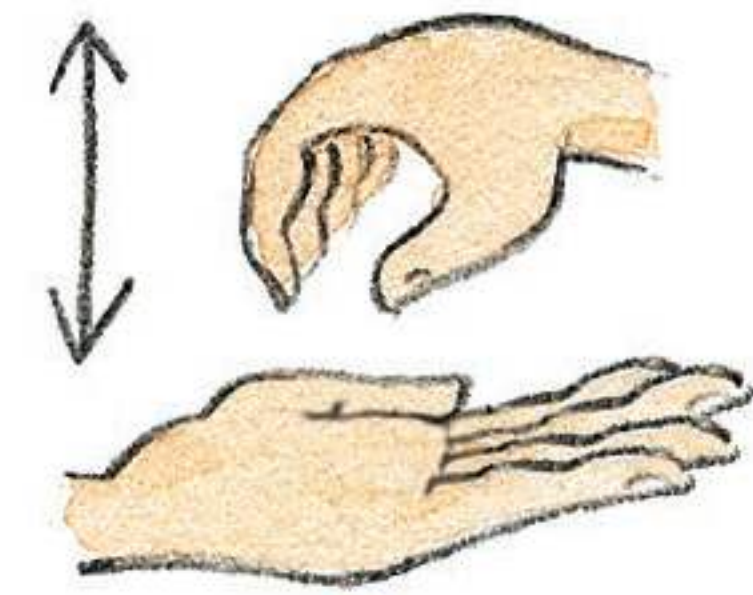



# Rhythms and Sounds

1 Chant and do.




## Five Little Monkeys



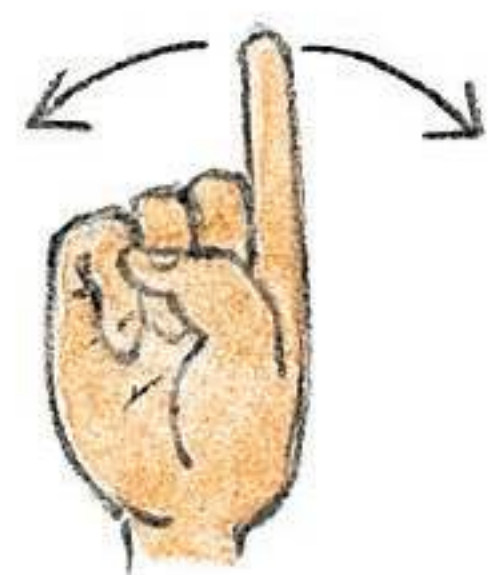
Five little monkeys jumping on the bed.



One fell off and bumped his head. Ouch!



Mom called the doctor and the doctor said,



No more monkeys jumping on the bed!

2 Chant and change the names.



Mom



Dad



Grandma



Grandpa






# Fun Time!

## 3 Five Little Monkeys Game

Act out the chant.



### I Can ...

- shout “No more monkeys jumping on the bed!”
- do the hand actions for the *Five Little Monkeys* chant.



## Advice Time

Obey your parents.





# Words

1 Listen, point, and say.



1. Grandpa



2. Grandma



3. Dad



4. Mom



5. brother



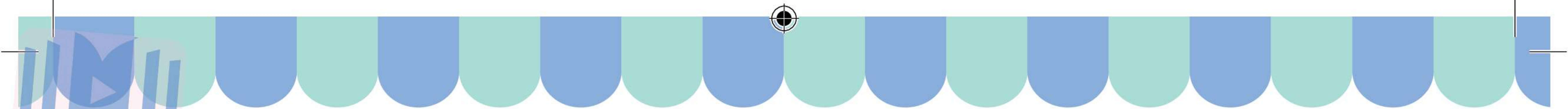
6. brother



7. sister

2 Draw a family.






# Fun Time!

## 3 Five Finger Game



Put down your fingers one by one.  
Don't move them!



### I Can ...

- play the Five Finger Game.
- show a family drawing and say who they are.



Now go to page 50

25


Unit 3





# Phonics

## 1 Listen and say.



A P P L E



B E A R



C O W




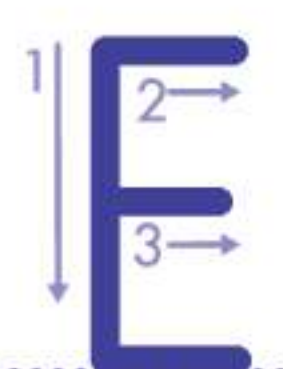
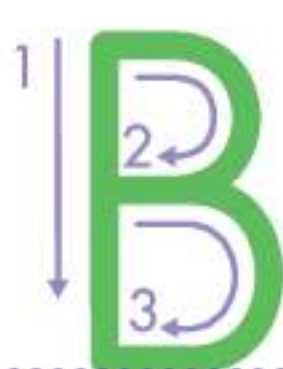


D U C K



E G G

## 2 Trace and copy.





### 3 Listen and write.

A

B

C

D

E




1. A PPLE




2. B EAR



3. C OW



4. D UCK



5. E GG



## Fun Time!

### 4 Guess the Letter

Write in the air and ask your partner.

What's this letter?



It's an E!  
It's a C!



### I Can ...

- make the sound of the letters A, B, C, D, and E.
- write the letters A to E in the air.







# Unit 4 How Old Are You?

## Talk Time

1 Listen and say.



2 Practice the talks in pairs.



3 Act out the talks in pairs.



# Fun Time!

## Grammar Toolbox

it's = it is


4

### How Old Are You?

Quickly ask three people.

How old are you?

I'm seven years old.



### I Can ...

- say my age.
- ask someone "How old are you?" and get the answer.



GOAL 25

GOAL 26





# Rhythms and Sounds

**1** Listen and chant.




## Ten Little Camels

One little, two little, three little camels.

Four little, five little, six little camels.

Seven little, eight little, nine little camels.

Ten little camels here.



**2** Listen and say.



1, 1, 1

6, 6, 6

2, 2, 2

7, 7, 7

3, 3, 3

8, 8, 8

4, 4, 4

9, 9, 9

5, 5, 5

10, 10, 10





# Fun Time!



3

## Clap and Guess the Number

How many times did your teacher clap?



### I Can ...


- chant the *Ten Little Camels* chant.
- play the Clap and Guess the Number Game.






# Words

## 1 Listen and point.




1. square



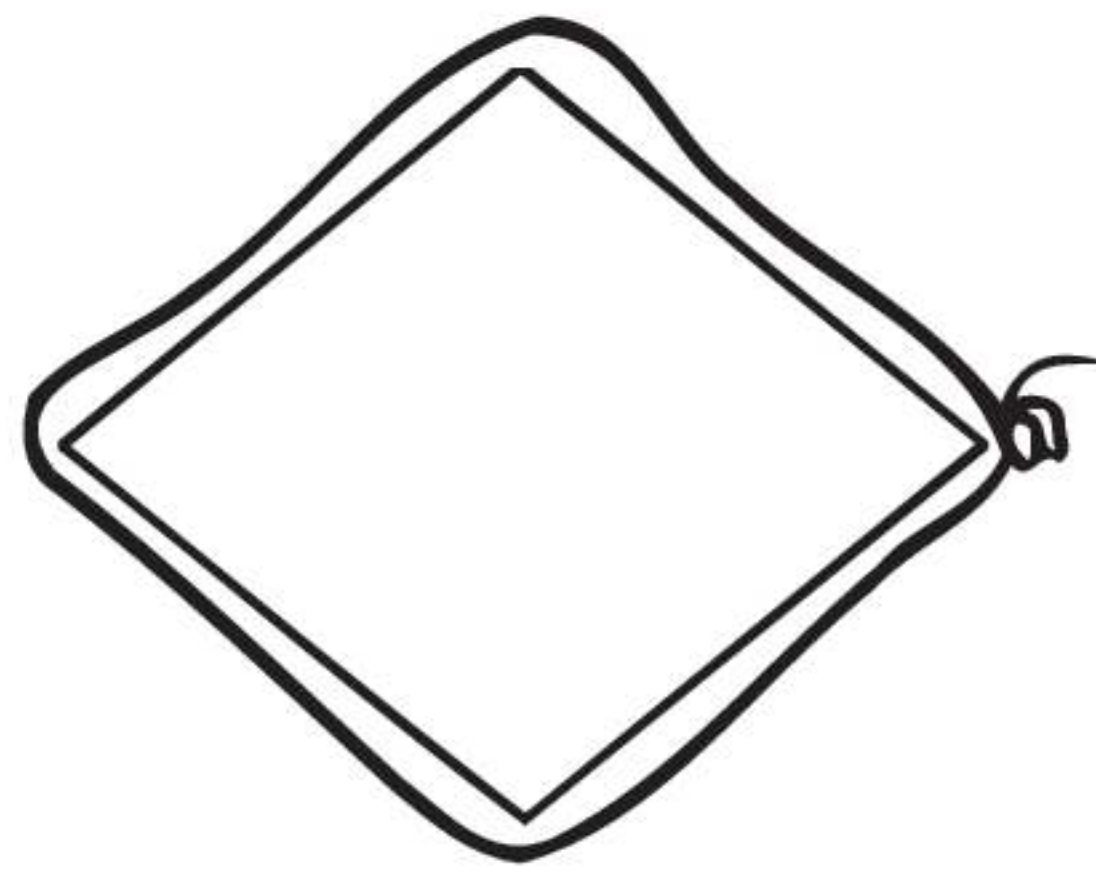
2. triangle



3. rectangle



4. circle



5. diamond



6. star



## 2 Listen and color.

## 3 Point at two shapes in the classroom.






# Fun Time!

## 4 Finger Shapes



Say the name of the shape your partner makes.



### I Can ...

- say the names of three shapes.
- find three shapes outside of home.



### Advice Time

Do your homework.







# Phonics

## 1 Listen and say.



FISH



GOAT



HAT



INK



JET

## 2 Trace and copy.

F F F F F F F F F F F F

G G G G G G G G G G G G

H H H H H H H H H H H H

I I I I I I I I I I I I

J J J J J J J J J J J J



3 Listen and write.

F

G

H


I

J



1.     

ISH




2.     

OAT



3.     

AT



4.     

INK



5.     

ET



Fun Time!

4 Big Air Writing

Listen and write in the air!



I Can ...

- make the sounds of the letters F, G, H, I, and J.
- write the letters A to J at home.





# Unit 5 What's This? What's That?

## Talk Time




### 1 Listen and say.



### 2 Practice the talks in pairs.

### 3 Act out the talks in pairs.





# Fun Time!

**4** This is ... That's a/an  
Trace. Then point and say.



**1**  
This is an  
eraser




**2**  
This is an  
apple



**3**  
That's an  
orange



**4**  
This is a book



**5**  
That's a  
pencil

**6**  
That's a  
pen



**5** Now point to things in your classroom and ask as many people as you can.




## I Can ...

- ask someone "What's this?", "What's that?" and get the answer.
- point and say "This is an apple" and "That's a book."



## Grammar Toolbox



This is **an** apple.



That's **a** book.





# Rhythms and Sounds

## 1 Listen and chant.



How old are they?

How old are you?

How old are you?

I am ten, I am ten.

How old is Abdullah?

How old is Abdullah?

He is ten. He is ten.

How old is she? How old is she?

Who is she? Who is she?

How old is Amina?

How old is Amina?

She is ten. She is ten.


How old are you?

How old are you?

We are ten. We are ten.

We are, they are.

We are, they are.



## 2 Change the names and chant.





# Fun Time!

How old are you?

We're ten.

3 Ask and answer.  
Guess and circle the age.



8

9

10<sup>10</sup>



8

9

10<sup>10</sup>

Noura



8

9

10<sup>10</sup>

Rana and Amina



8

9

10<sup>10</sup>

Joe



8

9

10<sup>10</sup>

Pete



8

9

10<sup>10</sup>

Sabah



4 Listen and check.



I Can ...

- ask "How old is he/ she?" and get the answer.
- ask "How old are we/ you/ they?" and get the answer.







# Words

## 1 Chant and point.



What color is it? What color is it?



Is it purple? Is it pink?



Is it red? Is it green?




It's not purple. It's not pink.

It's not red. It's not green.



It's black and white.



It's a cow. Is that right?

Yes, it is. You're right!

What color are they? What color are they?



Are they yellow? Are they blue?



Are they orange? Are they white?




They're yellow and orange

and blue and white...



They're parrots! Am I right?

Yes, you are. You're right!





# Fun Time!

2 Change the words and chant.



What color is it? What color is it?



Is it orange? Is it white?



Is it black? Is it pink?





...





What color are they? What color are they?

Are they red? Are they green?

Are they yellow? Are they brown?



...



3 Ask and answer. Guess.

I Can ...

- ask "What color is it?", "Is it red?" and get the answer.
- ask "What color are they?", "Are they black?" and get the answer.








# Phonics

1 Listen and say.




1. **F** ISH



2. **I** NK



3. **C** OW



4. **H** AT



5. **G** OAT



6. **A** PPLE




7. **J** ET



8. **B** EAR



9. **D** UCK



10. **E** GG



## Advice Time



Keep your school things tidy.





# Fun Time!

2 Find and count the letters.

A = A = 4 B = B = 4 C = C = 3 D = D = 3 E = E = 4  
F = F = 2 G = G = 4 H = H = 3 I = I = 3 J = J = 2



## I Can ...

- make the sounds of the letters A, B, C, D, E, F, G, H, I, and J.
- write the letters A to J.

